

Introduction: Essential

Paranoid Crypto™ is a robust tool for secure QR code encryption and decryption.

Installation Guide

Depending on your operating system (OS), you will need to enable installation from unknown sources or right-click, open, or perform similar actions to allow the software to run. Please consult online resources for details specific to your OS and version.

Security Model

Offline Security

Paranoid Crypto™ uses a zero-trust security model. By operating completely offline, it eliminates the attack vectors associated with internet-connected devices and services. Your sensitive data is never exposed to online threats.

Encryption Strength

Paranoid Crypto™ uses industry-standard encryption algorithms with multiple layers of protection:

- Password protection (minimum 16 characters)
- Pepper system (minimum 32 characters)
- Two-factor authentication (Advanced and Ultimate versions)
- Adjustable encryption speeds for enhanced security

Basic Workflow

The typical workflow for using Paranoid Crypto™ consists of two main processes:

Encryption Process

1. Enter the text you want to encrypt
2. Create a strong password (16+ characters)
3. Create a strong pepper (32+ characters)
4. Add 2FA if using Advanced or Ultimate version
5. Generate the encrypted QR code
6. Save, print, or engrave the QR code

Decryption Process

1. Scan or upload the encrypted QR code
2. Enter your password
3. Enter your pepper
4. Enter 2FA code if applicable
5. View your decrypted data

Getting Started

To begin using Paranoid Crypto™, follow these steps:

1. **Select your version** - Choose Essential, Advanced, or Ultimate based on your security needs
2. **Set up 2FA** (Advanced/Ulimate only) - Configure your authenticator app following the 2FA Setup guide
3. **Create your first encrypted QR code** - Follow the Encrypt QR guide to secure your first password or key
4. **Test decryption** - Verify you can decrypt your QR code using the Decrypt QR guide
5. **Create backups** - Print or engrave multiple copies of your QR codes and store them securely

Physical Backup Options

The system allows for various physical backup methods, which users can implement through local or online services. These options are not provided by the system itself but are recommended approaches for creating durable backups:

1. **Acquiring a personal laser engraver (most recommended option)**
WARNING: Only use the laser engraver with proper safety gear. Ensure you are in a well-ventilated room, preferably with an exhaust system.
 - Small desktop cube-shaped engravers are available
 - Approximate dimensions: 20cm x 20cm x 20cm (7.9in x 7.9in x 7.9in)
 - Starting price: around \$100 - \$200 USD (small format desktop devices, such as cube-shaped ones with Bluetooth and/or Wi-Fi, exist in variations on Amazon, for example.)
2. Metal card engraving (estimated cost: \$10 USD per card, often found much cheaper like 20 packs of cards for \$10)
3. Standard paper printing (most economical option, though less durable)
4. Utilizing online engraving services (least recommended due to potential exposure)
These methods offer a range of durability and cost options, allowing users to choose the most suitable backup strategy for their needs. Users are responsible for selecting and implementing their preferred backup method.

It's crucial to note that any unnecessary exposure of the QR code increases security risks. Therefore, the personal laser engraver option is highly recommended as it maintains the air-gapped integrity of the system.

For online engraving services or any method involving digital transfer, users should exercise extreme caution. If such methods are absolutely necessary, users should transfer the encrypted QR code to a USB stick and use a different computer or device to access the service. However, this approach introduces additional security risks and should be avoided if possible.

Remember, the security of the system relies heavily on minimizing exposure of sensitive data. The safest approach is to keep all processes entirely offline and under your direct control.

Always handle your passwords, peppers, and 2FA secrets with extreme care.

Always handle your passwords, peppers, and 2FA secrets with extreme care.

Encrypt QR Code

This section describes how to create an encrypted QR code. Features and layout vary by Paranoid Crypto™ version (Essential, Advanced, Ultimate). Screenshots are version-specific.

You are offline. Features are enabled.

PQ

Paranoid Crypto™

Version: SR Essential v1.0.0

Encrypt QR

Decrypt QR

2FA Setup

Regenerate QR

QR Test

About

Share's Secret Sharing

Encrypt QR Code

Enter text to encrypt

0 / 2153 characters (2153 remaining)

Encryption Speed Settings: The slower the setting, the more secure your data becomes (keep in mind duration depends on hardware and it is advised to test what one suits your needs)

Very Fast

Password

Warning: Important Usage Info

Password must be at least 16 characters long and include uppercase, lowercase, numbers, and special characters.

Enter encryption password

Toggle

Generate

0 characters

Confirm encryption password

Toggle

0 characters

Pepper

Password must be at least 32 characters long and include uppercase, lowercase, numbers, and special characters.

Enter encryption pepper (secret value)

Toggle

Generate

0 characters

Confirm encryption pepper

Toggle

0 characters

Generate Encrypted QR

Download Encrypted QR Code

https://paranoidcrypto.com

© 2024 Paranoid Crypto™. All rights reserved.

Unauthorized reproduction or distribution is prohibited.

Version: SR Essential v1.0.0

- 1 **Enter text to encrypt:** Input text for QR code encryption.
- 2 **Character Count:** Shows entered and remaining characters (max 2153).
- 3 **Encryption Speed:** please check color code for available options.
 - Essential: Very Fast, Fast, Medium (Slower = more secure).
 - Advanced: Super Fast, Very Fast, Fast, Medium, Slow, (Slower = more secure).
 - Ultimate: Ultra Fast, Super Fast, Very Fast, Fast, Medium, Slow, Ultra Slow, (Slower = more secure).
 - Test different speeds to balance security and time.
- 4 **⚠ WARNING:** Before proceeding, ensure you understand the following: This tool encrypts sensitive data into a QR code. Misuse or improper handling may result in data loss or exposure. Always securely store your password and pepper. Losing them will make decryption impossible. Verify all inputs before generating the QR code. Incorrect data cannot be recovered.
 - Please read and understand this warning before continuing.
- 5 **Encryption Input filed:** Input password here and repeat in the confirm field.
- 6 **Toggle:** Show/hide passwords or peppers for verification.
- 7 **Generate:** Create random passwords or peppers automatically.
- 8 **Character counter/meter:** Counts and shows characters for password, similar filed for pepper available.
- 9 **Pepper Input filed:** Input pepper here and repeat in the confirm field.
- 10 **Generate Encrypted QR:** Generate encrypted QR code.
- 11 **Download Encrypted QR Code:** Download encrypted QR code image.

Always handle your passwords, peppers, and 2FA secrets with extreme care.

Decrypt QR Code

This section explains how to decrypt a previously encrypted QR code created with Paranoid Qrypto™

You are offline. Features are enabled.

P_Q

Paranoid Crypto™

Version: SR Essential v1.0.0

Encrypt QR

Decrypt QR

SFA Setup

Regenerate QR

QR Tool

About

Share's Secret Sharing

Decrypt QR Code

1

Upload Encrypted QR Code

2

Decrypt QR Code

3

Decrypted Text

Password

Password must be at least 16 characters long and include uppercase, lowercase, numbers, and special characters.

4

Enter decryption password

5

Toggle

0 characters

6

Confirm decryption password

Toggle

0 characters

Pepper

Pepper must be at least 32 characters long and include uppercase, lowercase, numbers, and special characters.

7

Enter decryption pepper (secret value)

Toggle

0 characters

Confirm decryption pepper

Toggle

0 characters

<https://paranoidcrypto.com>
© 2024 Paranoid Crypto™. All rights reserved.
Unauthorized reproduction or distribution is prohibited.

Version: SR Essential v1.0.0


- 1 **Upload QR:** Select and upload the encrypted QR code image.
- 2 **Decrypt QR Code:** Show
- 3 **Decrypted Text:** Decrypted text will appear here .
- 4 **Password:** Enter password used to encrypt the QR.
- 5 **Password Toggle:** Show/hide.
- 6 **Confirm Password:** Re-enter password, same field exists below for pepper.
- 7 **Pepper :** pepper used during encryption.


2FA Setup

2FA Setup Main

This section describes Two-Factor Authentication (2FA) setup.

You are offline. Features are enabled.





Paranoid Crypto™

Version: SR Essential v1.0.0

Emergency QR

Emergency QR

2FA Setup

Regenerate QR

QR Test

About

Share's Secret Sharing

Two-Factor Authentication Setup Not Available in this Tier

<https://paranoidcrypto.com>

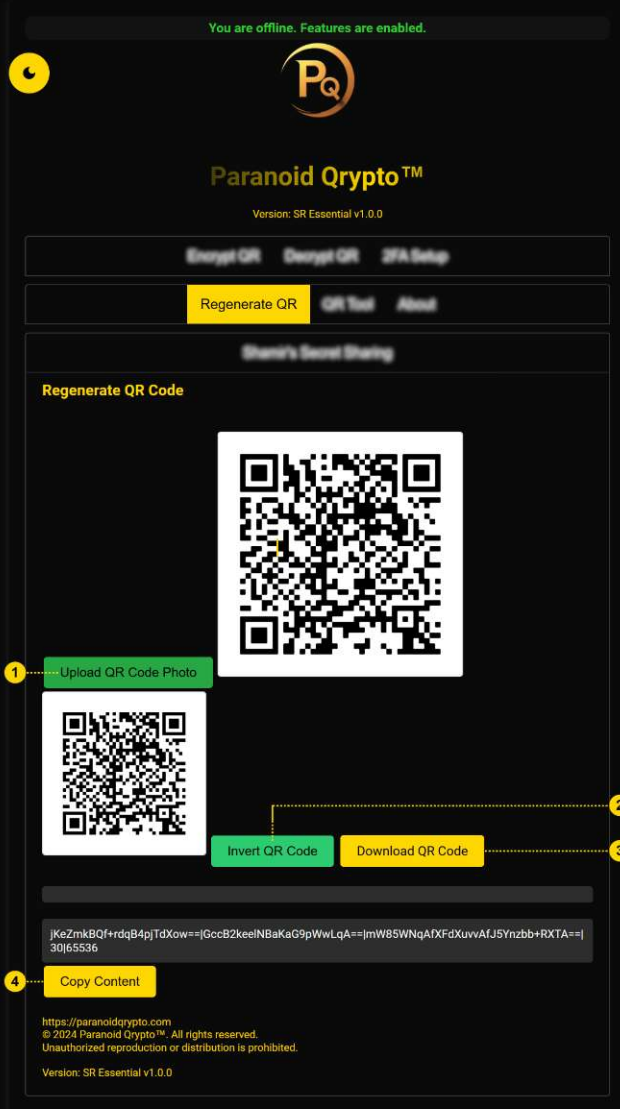
© 2024 Paranoid Crypto™. All rights reserved.

Unauthorized reproduction or distribution is prohibited.

Version: SR Essential v1.0.0

Regenerate QR Code

This tab allows you to regenerate a QR code. When you upload a code to be regenerated, the processing time can vary depending on the size and quality of the uploaded QR code and the performance of your device. During this process, the app will not respond to any user actions, and you must wait until the regeneration is complete. There is no progress indicator available during this time, so patience is required. For a visual guide on this process, you can refer to the tutorial video section.





- 1 Upload QR Code Photo: Select image to Regen.
- 2 Invert QR Code: Invert the color of the QR Code if needed.
- 3 Download QR Code: Download the regenerated .
- 4 Copy Content: Copy qr to clipboard .

QR Tool

This tab provides a QR code tool.

You are offline. Features are enabled.



Paranoid Crypto™

Version: SR Essential v1.0.0

Encrypt QRDecrypt QR2FA Setup

Regenerate QRQR ToolAbout

Share's Secret Sharing

QR Tool Not Available in this Tier

<https://paranoidcrypto.com>
© 2024 Paranoid Crypto™. All rights reserved.
Unauthorized reproduction or distribution is prohibited.

Version: SR Essential v1.0.0

Shamir's Secret Sharing


This tab provides functionality for Shamir's Secret Sharing (SSS).


- Split Secret
- Recover Secret

Split Secret

Use this section to divide a secret into multiple shares.

You are offline. Features are enabled.





Paranoid Crypto™

Version: SR Essential v1.0.0

Encrypt QR

Decrypt QR

2FA Setup

Regenerate QR

QR Test

About

Shamir's Secret Sharing

Shamir's Secret Sharing Not Available in this Tier

<https://paranoidcrypto.com>

© 2024 Paranoid Crypto™. All rights reserved.

Unauthorized reproduction or distribution is prohibited.

Version: SR Essential v1.0.0